

RoeTest – Computer Tube Tester / Tube Measuring System (c) - Helmut Weigl www.roehrentest.de

Compactrons

Problem:

Compactrons have 12 pins but the RoeTest offers only 10 pins (Relay board).

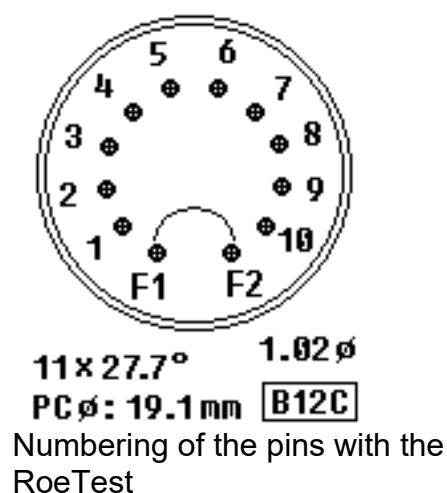
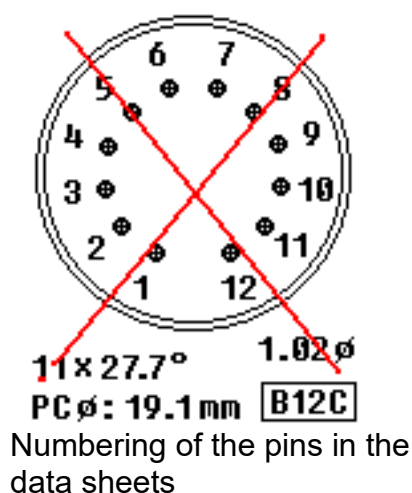
Solution:

With compactrons the first and last pin is always the heater. These pins are connected permanently with the F1 rail (= ground) and the F2 rail (= heater). Either use a fixed mounted socket or use an adapter with 2 separate wires for ground and heating. The remaining 10 pins can be switched freely with the relay matrix.

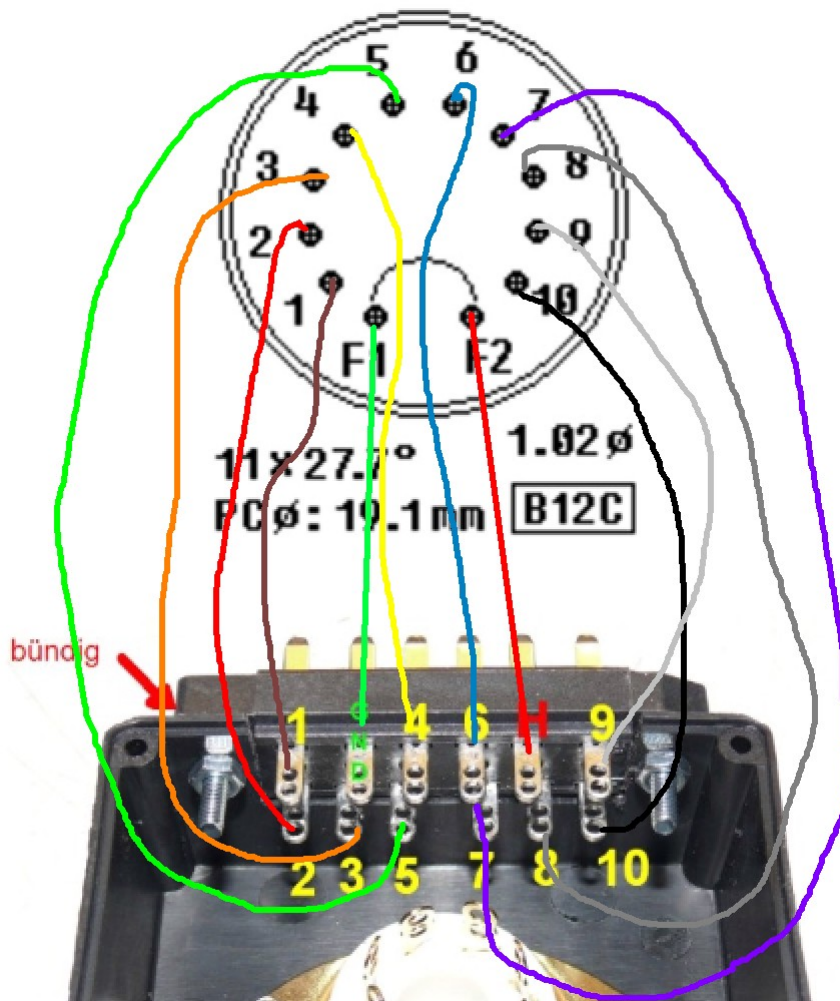
Slight disadvantage of this solution:

- a) Filament test is not possible. But this test is unnecessary as no heater current will be displayed for a faulty filament.
- b) The filament is not included in the short circuit test.

Due to the fixed connection of the heater pins numbering differs from the data sheets. The pin assignment stored in the RoeTest tube data base for compactrons is therefore only valid in conjunction with the following tube base diagram:



detailed wiring:



Additional problem:

The tube has a head connector and pin 10 that is normally used for the head connector is already in use.

Solution:

Use another unconnected pin. The head connector is then used with the respective jack.

Example:

12JS6: Pin 10 is connected to G2 and cannot be used for the head connector (anode voltage). One assigns in the data set the anode voltage to pin 7 which is unconnected and connects the head connector to jack 7.